
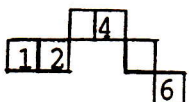







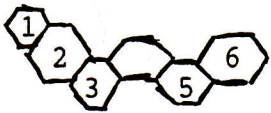
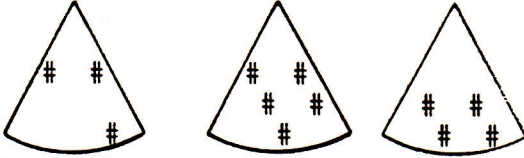


1. Have child make 3 apples 
2. Have child copy: 1 ONE \* 2 TWO \*\*
3. Have child fill in: 

4. Have child draw the set with 3 
5. Have child complete  $\begin{array}{c} \textcircled{\#} \\ 1 \end{array} + \begin{array}{c} \textcircled{\#\#} \\ 2 \end{array} = \begin{array}{c} \textcircled{\#\#\#} \\ \end{array}$
6. Have the child ring the one that is more: 

7. Have the child tell how many tally marks:   
(Answer:5)

8. Complete the Pattern 

DAY 3

1. Have child make 4 hats 
2. Have child copy: 3 THREE \* \* \*
3. Have child fill in: 
4. Have the child draw the set with 4. 
5. Have the child complete:  $\begin{array}{c} \textcircled{\text{heart}} \\ 0 \end{array} + \begin{array}{c} \textcircled{\text{heart}} \\ 1 \end{array} = \begin{array}{c} \textcircled{\text{heart}} \\ \end{array}$
6. Have the child copy the one that is more: 
7. Have the child tell how many tally marks: 

8. Write the numbers

1 \_\_\_\_ 3 \_\_\_\_ 5 \_\_\_\_ 7 \_\_\_\_ 9 \_\_\_\_

DAY 4